

# How to update your Library Card & PIN on the Website

## STEP #1

hoopla MY HOOPLA BROWSE SEARCH SETTINGS LOGOUT

7

Currently Borrowed

7 You can borrow 7 more titles this month.

Click on settings to get started.

EBOOK  
You Can Heal Your Life  
*Louise L. Hay*

COMIC  
Batman: The Killing Joke

AUDIOBOOK  
A Man Called Ove  
*Fredrik Backman*

AUDIOBOOK  
The Millionaire Next Door  
*Thomas J. Stanley*

EBOOK  
Water for Elephants  
*Sara Gruen*

# STEP #2



MY HOOPLA ▾

BROWSE ▾

SEARCH

SETTINGS LOGOUT

7

## Settings

You are logged in as c\_etterling@yahoo.com through Toledo-Lucas County Public Library.

EDIT EMAIL

CHANGE PASSWORD

LIBRARY SETTINGS

I want to receive emails from hoopla to stay up to date on content and features.

YES

NO

I want to receive notifications about my account on my mobile device(s).

YES

NO

### Kids Mode

Only show kid-appropriate content in your browse and search results.

ON

OFF

Click on "Library Settings" to update your Library Card and PIN.

## STEP #3

hoopla

MY HOOPLA

BROWSE

SEARCH

SETTINGS LOGOUT

0

### Library Information

Adair County Public Library

Library Card Number

24029000347204

Library Card PIN

1234

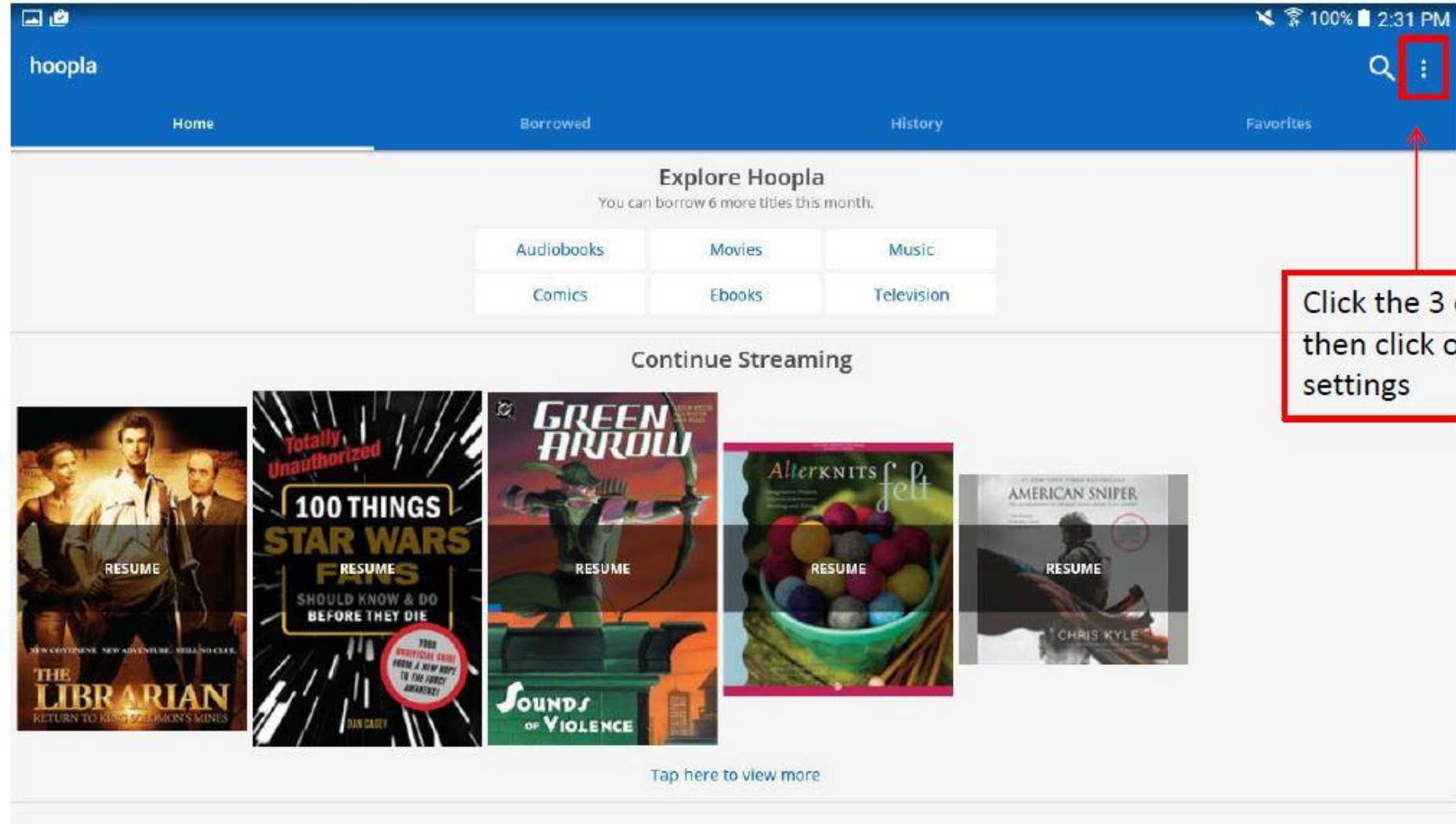
Enter your new Library card number or PIN, then click "Save" at the bottom.

SAVE

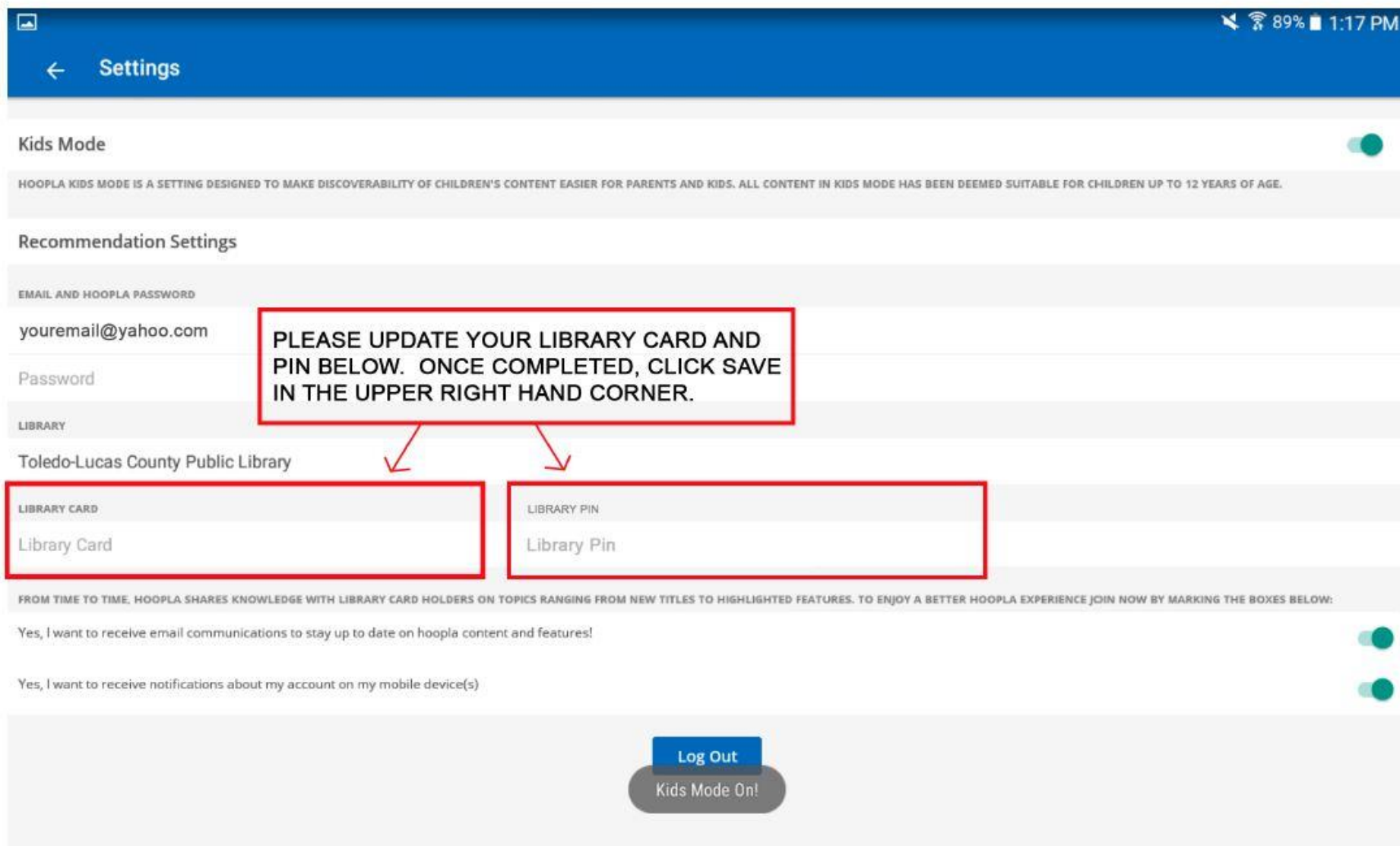
NEVER MIND

# How to change your Library Card on Android

Click the 3 dots in the upper right, then click on settings

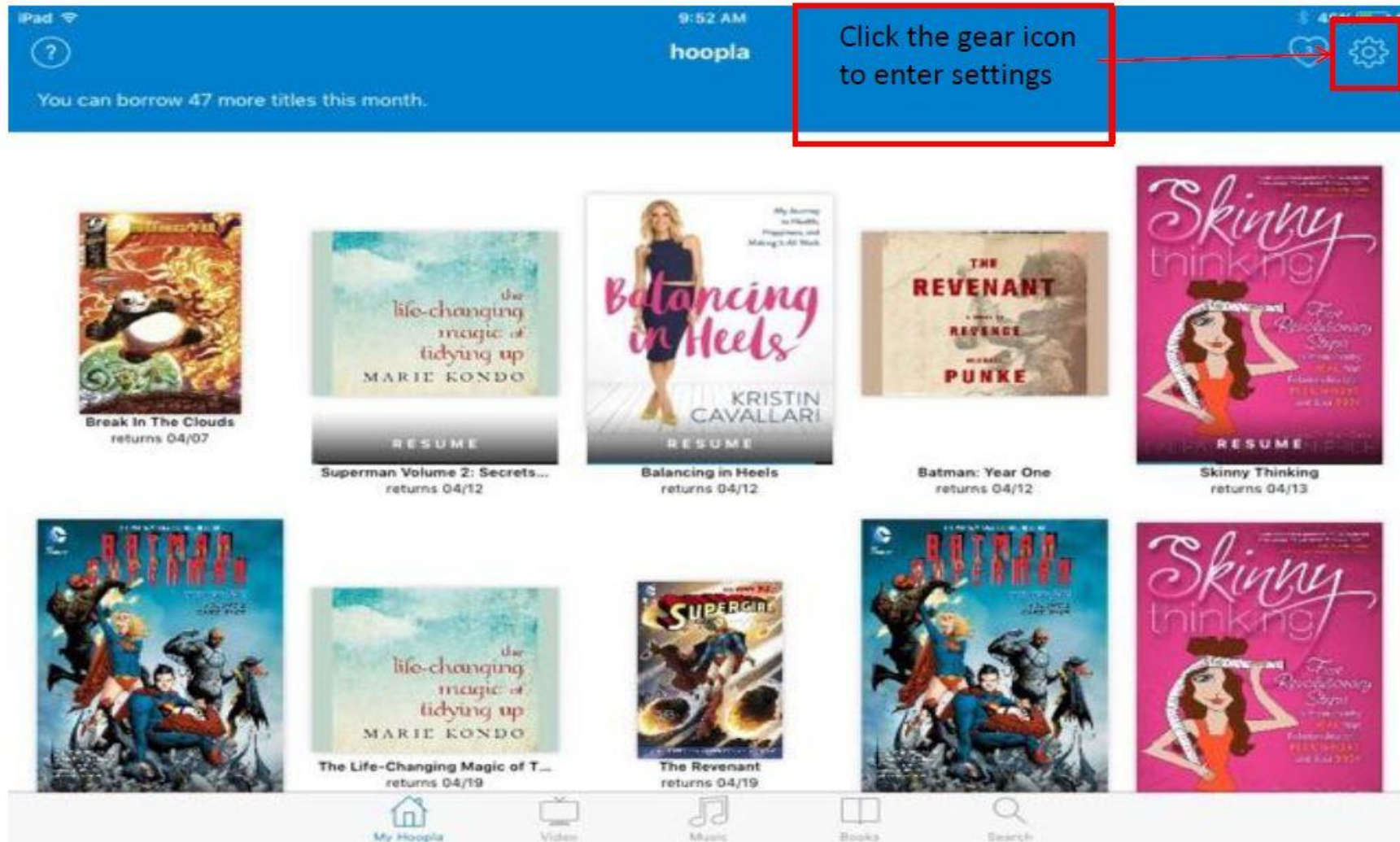


Tap on the Library card field, and enter your new library card then click save in the upper right.



# How to update your Library Card on IOS

First under “My hoopla” click on the gear icon in the upper right



Then click on “Library Settings”, then enter your new library card number and click “Save Library Settings

